



WINCO



Terrace Door

NC 82 STH

TESTED PERFORMANCE

- AAMA AW75
- WATER TESTED TO 15LBS
- U-FACTOR OF 0.416 BTU/H-FT²-F
- STRUCTURAL TEST PRESSURE 112PSF
EQUAL TO 212 MPH WIND
- STC CENTER OF GLASS 39
- BLAST TESTED 6.95/48.74 PSI/MS
- TAS HURRICANE IMPACT DP 70

SPECIAL FEATURES

- MULTI POINT LOCKING HDW
- HORIZONTAL RAILS
- AUTOMATIC CLOSERS
- 1/2" ADA SILL WITH
WATER TO 8PSF.
- WIDE STYLE DOOR SILL
- DUAL COLOR CAPABLE

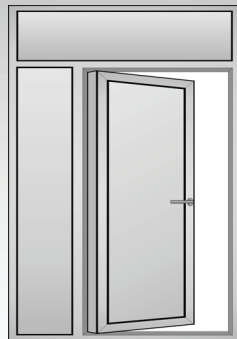
Values shown may vary slightly due to product changes, different glazing or testing at different laboratories. Field or laboratory testing of different-sized windows will give other results. Winco reserves the right to make changes that may result in different testing values without prior notice.



WINCO

Terrace Door

Winco NC 82 STH Thermal Terrace door is designed to meet the most demanding specification, both aesthetically and technically. Fully tested, according to AAMA-WDMA specifications they set new standards in performance design features include rain screen principal EPDM gaskets adjustable heavy duty hinges multipoint locking hardware, polyamide thermal barrier, and mitered corners reinforced with heavy duty corner keys for sturdy construction and much more. Available as single and double French type doors, inward and outward opening, with or without side-lights, they offer an unrivaled flexibility in design. A wide range of AAMA certified finishes are available including numerous color combinations. These high quality doors provide a long lasting, secure and attractive access for condominium, single or multi-storey commercial office buildings and hotels.

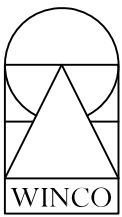


Designed by Metra Systems

NC 82 STH

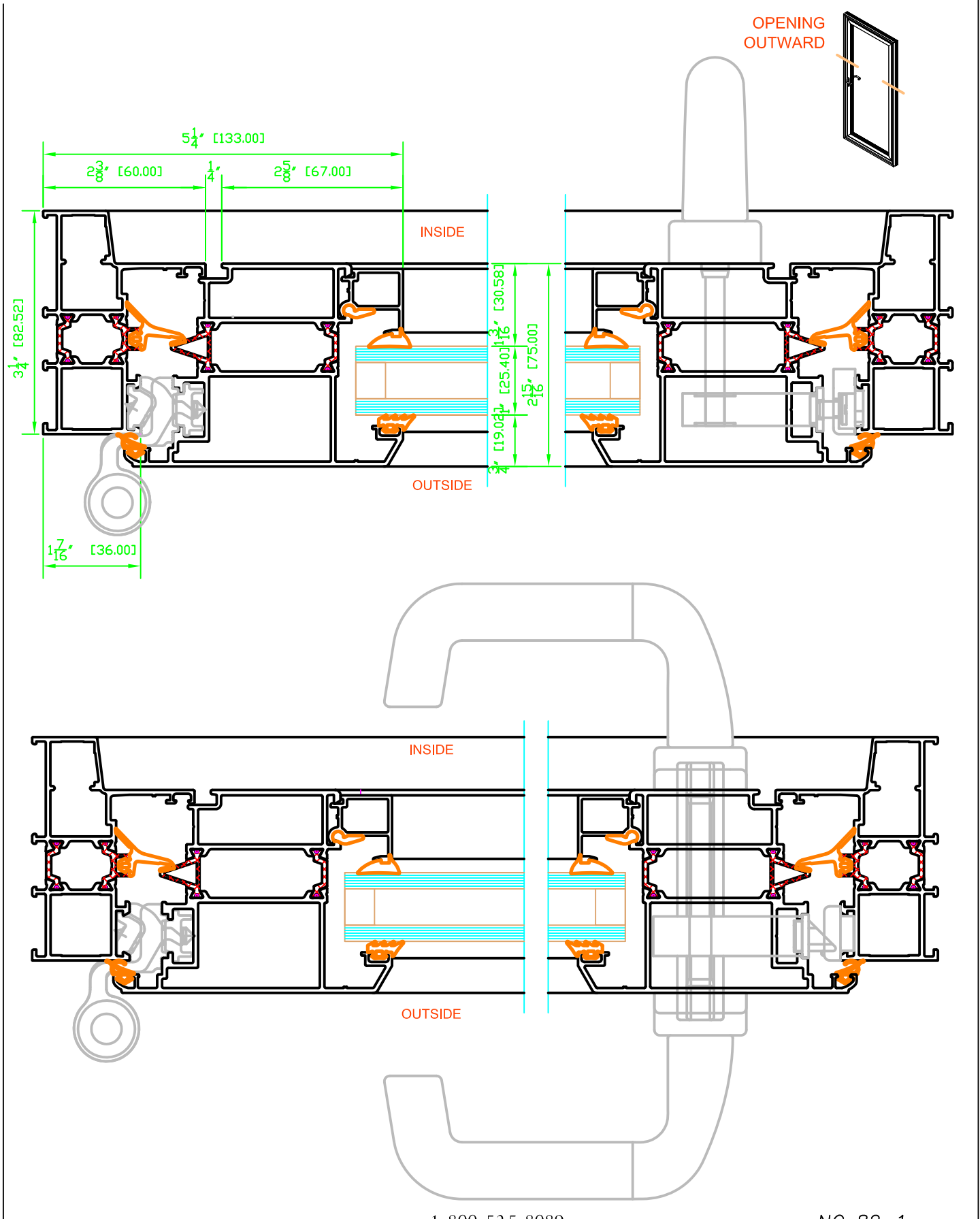
Winco systems offer the most advanced technology in the thermal isolation. Tubular designed aluminum profiles in combination with two continuous glass reinforced polyamide struts significantly enhance thermal performance. In addition to thermal-acoustic properties, it allows two color combinations for greater design flexibility.

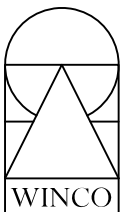




NC 82 Door

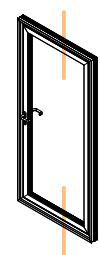
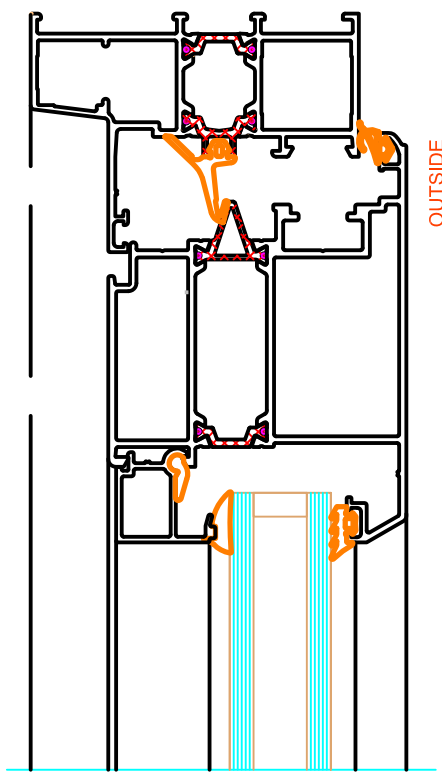
3-1/4" Architectural Outswing
Thermally Improved Terrace Door





NC 82 Door

3-1/4" Architectural Outswing
Thermally Improved Terrace Door



OPENING OUTWARD

