

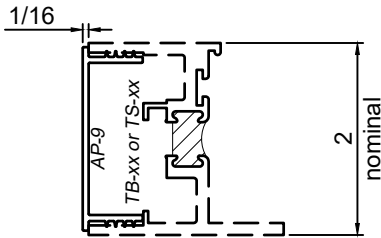
Miscellaneous - All Windows

Product Details - PVC Frame Fillers

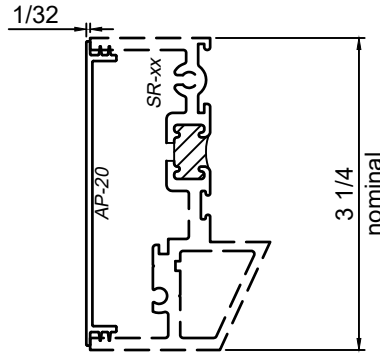


Note: Trim shown is a sampling of WINCO's offering. Not all shapes are held in stock and minimum quantity order may be required. Consult your local WINCO sales representative for other trims available. It is WINCO's recommendation to install all trim and materials per WINCO's installation instructions.

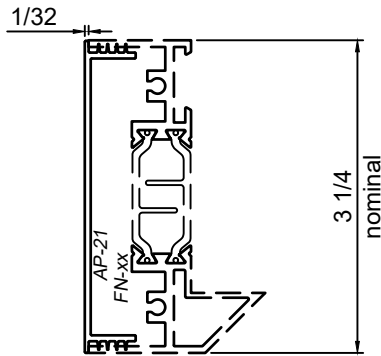
WINCO RESERVES THE RIGHT TO MODIFY OR CHANGE INFORMATION WITHIN THIS BOOK WHEN DEEMED NECESSARY FOR PRODUCT IMPROVEMENT



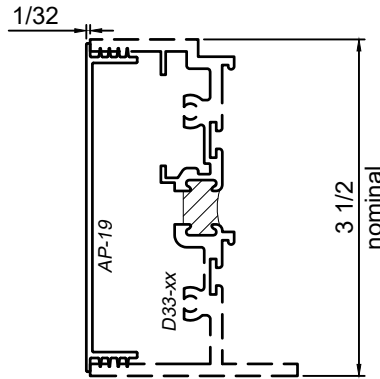
AP-9 Frame Filler
 Fits all WINCO windows
 w/ nominal 2" frame depth
 (TB-xx or TS-xx equal leg extrusions)



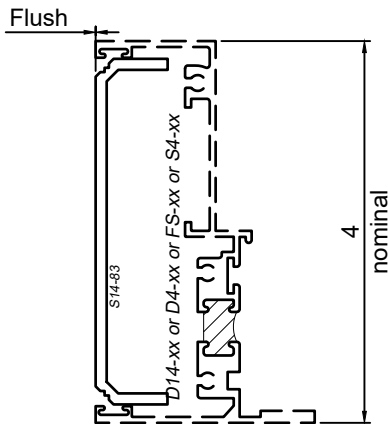
AP-20 Frame Filler
 Fits WINCO steel replica windows excluding
 shallow sight line SR-1 / SR-10 frame
 (SR-xx equal leg extrusions)



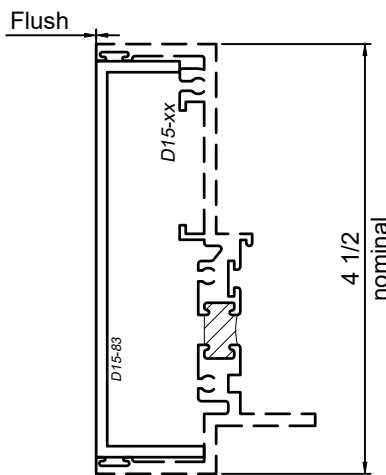
AP-21 Frame Filler
 Fits WINCO thermal strut windows
 w/ nominal 3-1/4" frame depth
 (FN-xxDDxx extrusions)



AP-19 Frame Filler
 Fits all WINCO 3-1/2" windows
 (D33-xx extrusions)



S14-83 Frame Filler
 Fits all WINCO windows
 w/ nominal 4" Frame Depth
 (D14-xx, D4-xx, FS-xx or S4-xx extrusions)



D15-83 Frame Filler
 Fits all WINCO windows
 w/ nominal 4-1/2" Frame Depth
 (D15-xx extrusions)

SCALE 6"=1'-0"

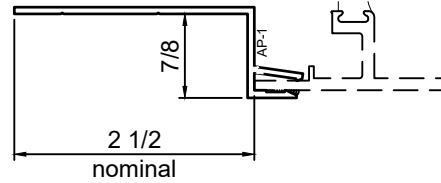
Miscellaneous - All Windows

Product Details - Nail Fins and Fork Anchors

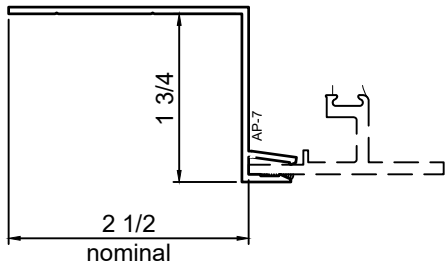


Note: Trim shown is a sampling of WINCO's offering. Not all shapes are held in stock and minimum quantity order may be required. Consult your local WINCO sales representative for other trims available. It is WINCO's recommendation to install all trim and materials per WINCO's installation instructions.

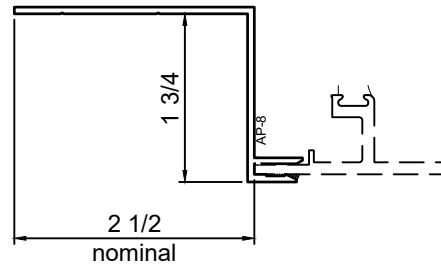
WINCO RESERVES THE RIGHT TO MODIFY OR CHANGE INFORMATION WITHIN THIS BOOK WHEN DEEMED NECESSARY FOR PRODUCT IMPROVEMENT



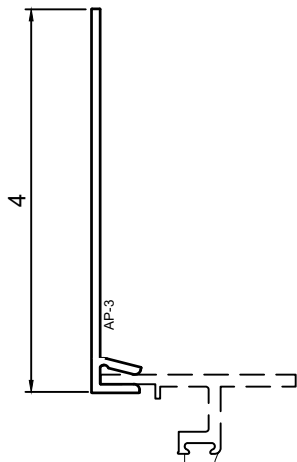
AP-1 Nail Fin
Fits most WINCO windows



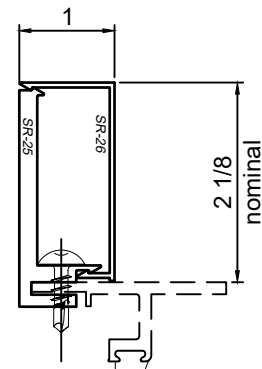
AP-7 Nail Fin
Fits all WINCO 4" and 4-1/2" windows
will also fit 2" and 3-1/2" windows w/
sufficient pinching



AP-8 Nail Fin
Fits all WINCO 2" and 3-1/2" windows



AP-3 Fork Anchor
Fits most WINCO windows



SR-25 Fork Anchor w/ SR-26 Cover
Fits WINCO steel replica windows
(SR-xx equal leg extrusions)

SCALE 6"=1'-0"

© WINCO WINDOW COMPANY, INC. 2021

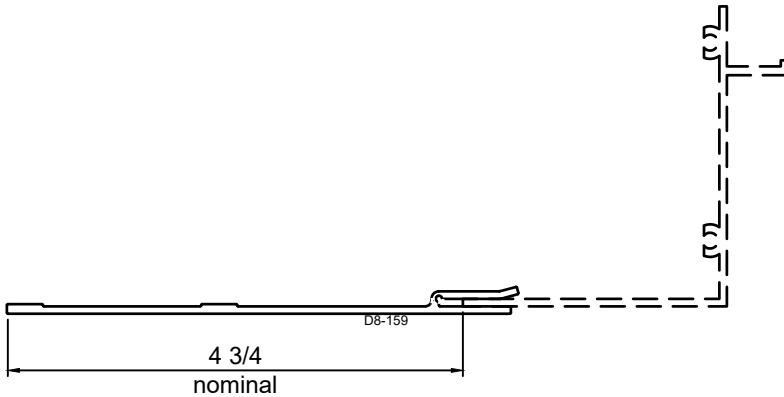
Miscellaneous - All Windows

Product Details - Frame & Pan Extensions and Twist Anchors

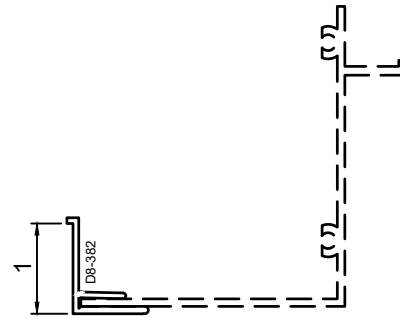


Note: Trim shown is a sampling of WINCO's offering. Not all shapes are held in stock and minimum quantity order may be required. Consult your local WINCO sales representative for other trims available. It is WINCO's recommendation to install all trim and materials per WINCO's installation instructions.

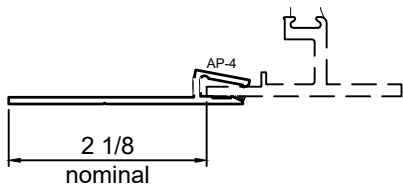
WINCO RESERVES THE RIGHT TO MODIFY OR CHANGE INFORMATION WITHIN THIS BOOK WHEN DEEMED NECESSARY FOR PRODUCT IMPROVEMENT



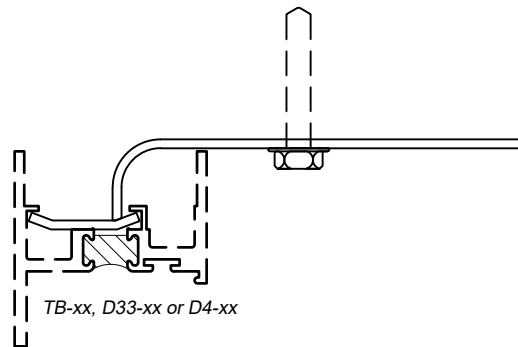
D8-159 Pan Extension
Fits most WINCO Pan Extrusions



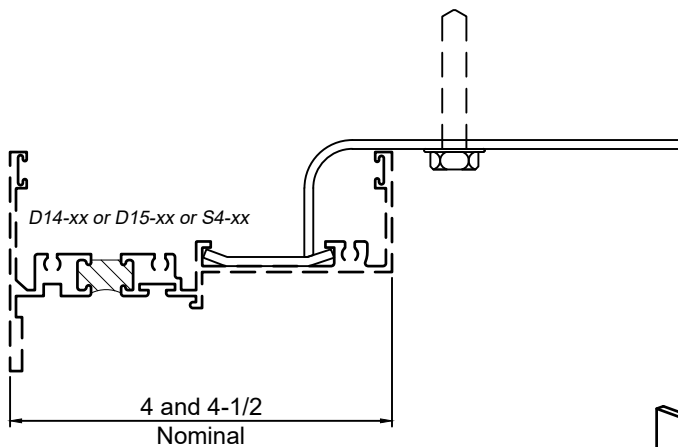
D8-382 Caulk Stop
Fits most WINCO Pan Extrusions



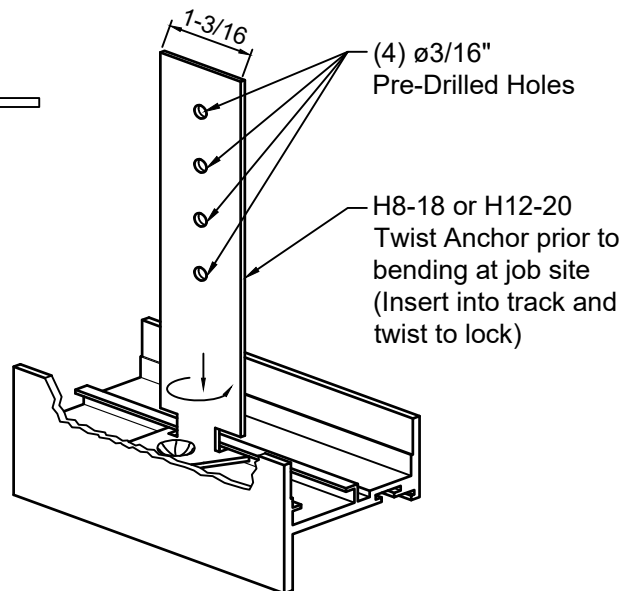
AP-4 Frame Extension
Fits most WINCO windows



H8-18
Fits most WINCO 1150 Series windows
Fits all WINCO 3350 Series windows
Fits all WINCO 3410, 4410 and 4500 Series windows
(TB-xx, D33-xx or D4-xx extrusions)



H12-20 Twist Anchor
Fits most WINCO projected windows w/ nominal 4" and 4-1/2" Frame Depth (D14-xx, S4-xx or D15-xx extrusions)



© WINCO WINDOW COMPANY, INC. 2021

SCALE 6"=1'-0"

Miscellaneous - All Windows

Product Details -



Note: Trim shown is a sampling of WINCO's offering. Not all shapes are held in stock and minimum quantity order may be required. Consult your local WINCO sales representative for other trims available. It is WINCO's recommendation to install all trim and materials per WINCO's installation instructions.

WINCO RESERVES THE RIGHT TO MODIFY OR CHANGE INFORMATION WITHIN
THIS BOOK WHEN DEEMED NECESSARY FOR PRODUCT IMPROVEMENT

This page is purposely left blank

© WINCO WINDOW COMPANY, INC. 2021

SCALE 6"=1'-0"