

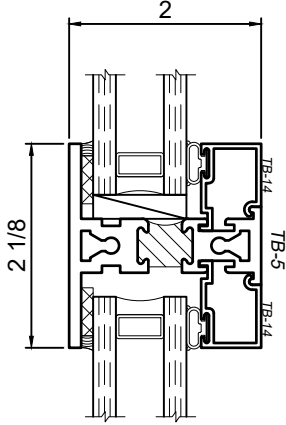
# 4" Thermal Hung Replica and Slider Replica Windows

## Product Details - 2 Inch and 4 Inch Rail Options

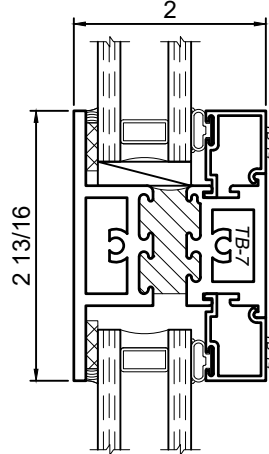


Note: Multiple configurations of this window system are available. Refer to the WINCO website for additional options or contact your local WINCO Sales Representative for information.

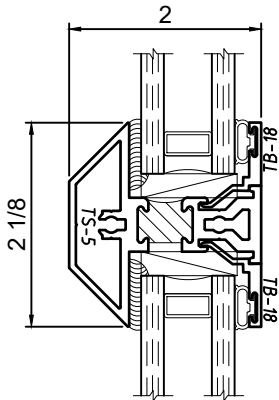
WINCO RESERVES THE RIGHT TO MODIFY OR CHANGE INFORMATION WITHIN THIS BOOK WHEN DEEMED NECESSARY FOR PRODUCT IMPROVEMENT



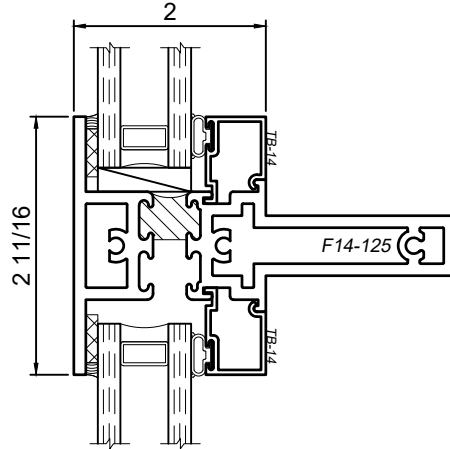
**Standard 2 Inch T - Rail**  
(only compatible w/ F14-xx frame,  
Fixed or PI configuration)



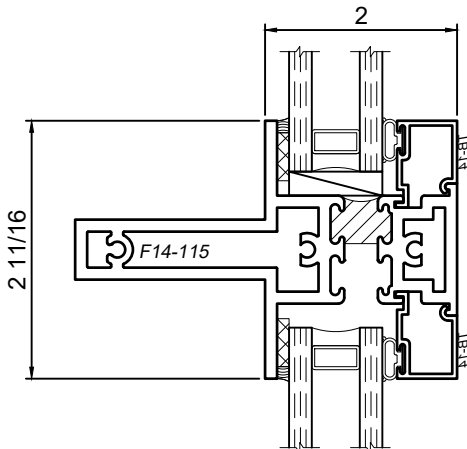
**Heavy Duty 2 Inch T - Rail**  
(only compatible w/ F14-xx frame,  
Fixed or PI configuration)



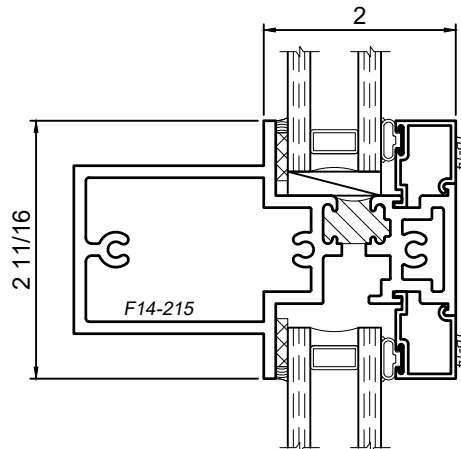
**Standard 2 Inch T - Rail**  
(only compatible w/ F14-xx frame,  
Fixed configuration)



**Standard 4 Inch T - Rail for Upper Unit**  
(only compatible w/ F14-27 or F14-127 frame,  
Fixed or PI configuration)



**Standard 4 Inch T - Rail for Bottom Unit**  
(only compatible w/ F14-28 or F14-128 frame,  
Fixed or PI configuration)



**Heavy 4 Inch T - Rail for Bottom Unit**  
(only compatible w/ F14-28 or F14-128 frame  
Fixed or PI configuration)

SCALE 6"=1'-0"

© WINCO WINDOW COMPANY, INC. 2021